

EvoEndo® Sedation-Free Transnasal Endoscopy

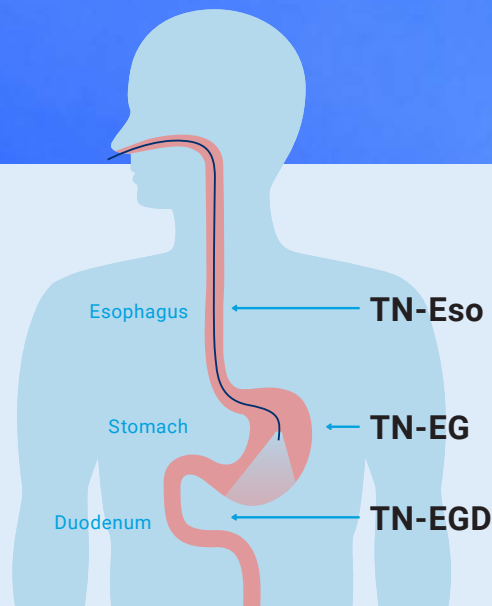


What is Sedation-Free Transnasal Endoscopy (TNE)?


Sedation-Free Transnasal Endoscopy (TNE) is a safe, efficient, and less expensive alternative to evaluate the upper gastrointestinal tract that does not require general anesthesia or sedation.

Why ask for the EvoEndo® System for Sedation-Free TNE?


The EvoEndo® Scope is narrow and flexible, allowing your doctor to look at your digestive system via your nose. Sedation-free TNE eliminates potential complications associated with general anesthesia.




What will happen?

- 


A numbing agent will be applied to your nasal passages to help numb your nose and the back of your throat.
- ✓



You may receive an EvoEndo® Patient Experience Kit with items designed to provide distraction during the procedure.
- ✓



The EvoEndo® Scope is inserted through the nose, and can be advanced down through the esophagus (food pipe), stomach, and part of the small intestine (duodenum).
- ✓



If needed, very small samples of tissue called biopsies may be taken through the EvoEndo® Scope using special forceps. Air and water may also be used to make it easier for the doctor to see.

Frequently asked questions

Is it safe?

TNE is safe and studies show that 94-98% of patients 5 and older tolerate this procedure.¹⁻⁴



What are the risks?

The most common side effects of this procedure are sore nose or throat, scant bleeding/irritation, mild chest/stomach discomfort, pressure, or brief nausea/regurgitation. These have been documented in between 2-5% of cases.¹

For a more thorough list of the possible risks of any form of endoscopy, please discuss with your provider prior to any procedure.

How long does it take?

Your sedation-free TNE appointment will last approximately one hour. You could then return to work or home as advised by your physician.

Can I eat or drink beforehand?

It is always best to speak with your health care provider regarding specific preparation instructions, but no food or drink for 2-4 hours prior to the procedure is recommended.

For more information and to find a provider near you, please visit evoendo.com

¹ Nguyen N, et al. Transnasal Endoscopy in Unsedated Children With Eosinophilic Esophagitis Using Virtual Reality Video Goggles. Clin Gastroenterol Hepatol. 2019 Nov;17(12):2455-2462.
² Nguyen N, et al. Emerging Role of Transnasal Endoscopy in Children and Adults. Clin Gastroenterol Hepatol. 2022 Mar;20(3):501-504.
³ Cho S, et al. Unsedated transnasal endoscopy: a Canadian experience in daily practice. Can J Gastroenterol. 2008 Mar;22(3):243-6.
⁴ Scherer C, et al. Pediatric Patients' and Parents' Perspectives of Unsedated Transnasal Endoscopy in Eosinophilic Esophagitis: A Qualitative Descriptive Study. J Pediatr Gastroenterol Nutr. 2021 Apr 1;72(4):558-562.